

HarborOne Online Banking RSA (Security) Tokens for Apple Devices

(STEP 1) Obtain your RSA Token information from HarborOne

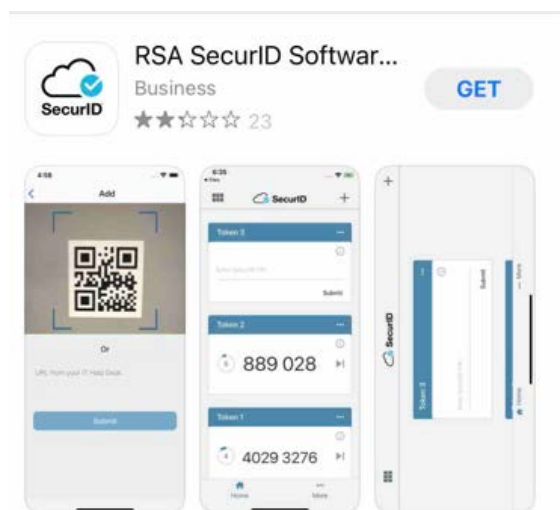
1. Log in to HarborOne Online Banking using your User ID and Password
2. Make note of the **Password** and **PIN** provided in the body of the message
3. Copy the **Link** provided (starts with com.rsa.securid) and email this to an email address that you have access to on your mobile device.
4. Open the email on your mobile device, highlight and **Copy** the link

(STEP 2) Downloading the RSA SecurID app from your mobile device

1. From the app store on your mobile device, search for **RSA SecurID** and locate the app named '**RSA SecurID Software Token**'



2. Click **GET** to download the app to your device



3. Open the app and review Terms of Service and Privacy Policy, then click **Accept**



Choose Accept to agree to the [Terms of Service](#) and [Privacy Policy](#).



4. Click on the "Get Started" button



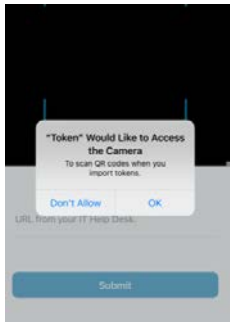
Welcome to SecurID.

SecurID helps you quickly and easily access your organization's protected resources.

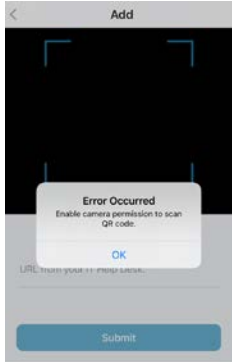


[Need help?](#)

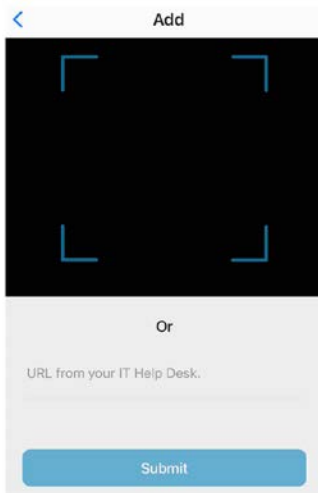
5. Click on **Don't Allow** on the following screen



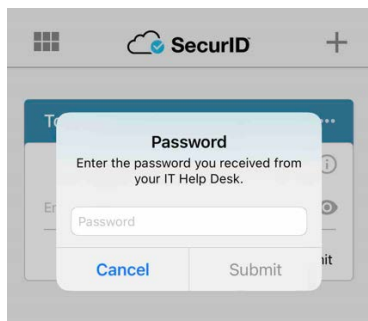
6. Click on **OK** on the following error screen



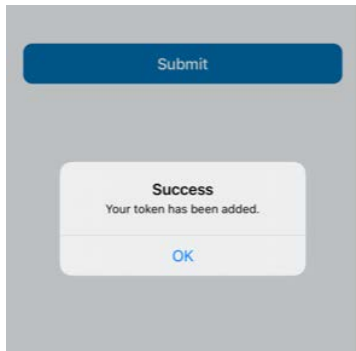
7. Copy and paste the link provided in the secure email and click **Submit** on the following screen



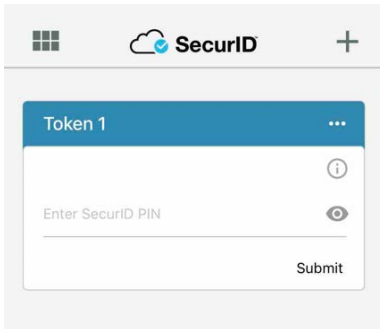
8. When prompted for a password, Type the **password** provided in the online banking secure message and **Submit**



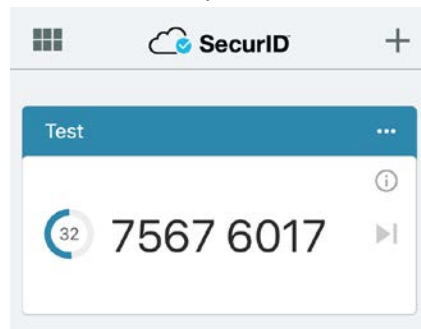
9. You will receive this message if successful



10. Enter the **PIN** number provided in the online banking secure message and click **Submit**

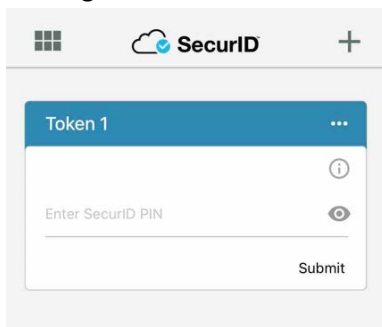


11. You will then be provided with the Token Number necessary to process your ACH or Wire transaction

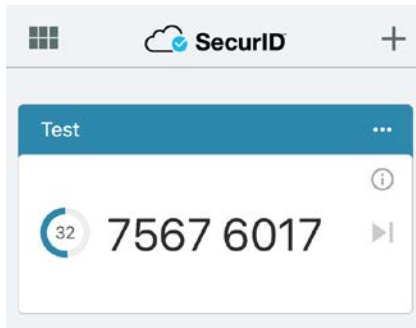


(STEP 3) Test your security token

1. In your HarborOne Online Banking profile, click on the ACH or Wire tab, you will receive a RSA Token Challenge with a "Pass Code" field
2. From the RSA SecurID app on your mobile device, Enter in your **PIN** provided in the online banking secure message and click **Submit**



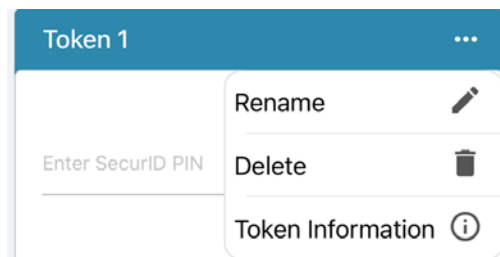
3. The Token number will display on the app every 60 seconds. Enter the number that displays into the Pass Code field on your online banking profile (If you enter it incorrectly, wait until the current string of numbers expires and try again using the new set of numbers that display. Three incorrect attempts will result in a token lockout and you will be required to contact HarborOne Bank to reset it.)



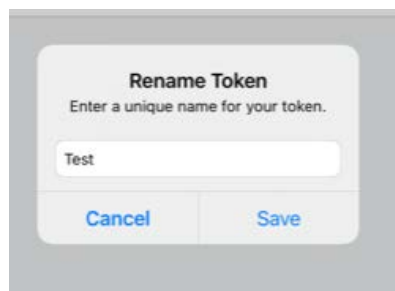
4. You will be routed to the ACH or Wire page in online banking.

(Step 4 – OPTIONAL) Rename your token in the RSA SecurID app

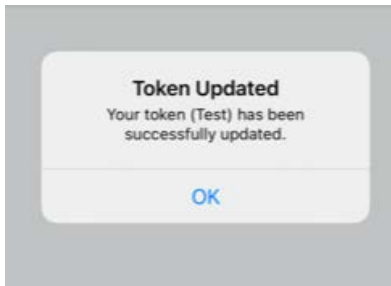
1. Open the RSA SecurID app on your mobile device
2. To the right of the active token (Token 1), Click the . . .



3. Click **Rename Token**
4. Enter a new token name (up to 32 characters) and Click **Save**



5. You will receive the following message once updated Click **OK**



6. You will be returned to the Tokens Page and the new Token Name will be listed

